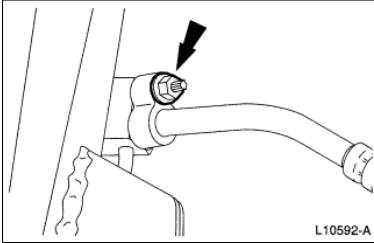
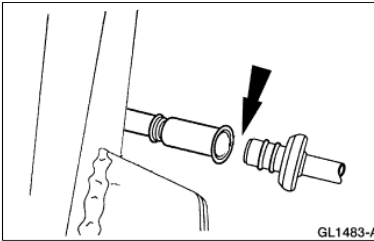


**Line — Condenser to Evaporator****Removal**

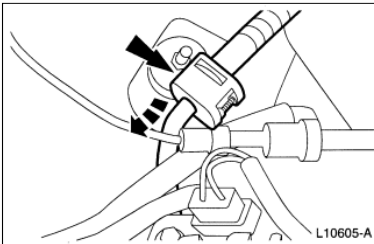
1. Recover the refrigerant. For additional information, refer to [Section 412-00](#).
2. If equipped with a 5.0L or 4.0L SOHC engine, disconnect the condenser to evaporator tube (19835) from the A/C condenser core (19712).



3. If equipped with a 4.0L push rod engine, disconnect the condenser to evaporator tube spring lock couplings from the A/C condenser core. For additional information, refer to [Section 412-00](#).



4. Disconnect the condenser to evaporator tube spring lock coupling from the A/C evaporator core (19860) and remove the condenser to evaporator tube. For additional information, refer to [Section 412-00](#).

**Installation**

1. To install, reverse the removal procedure.

