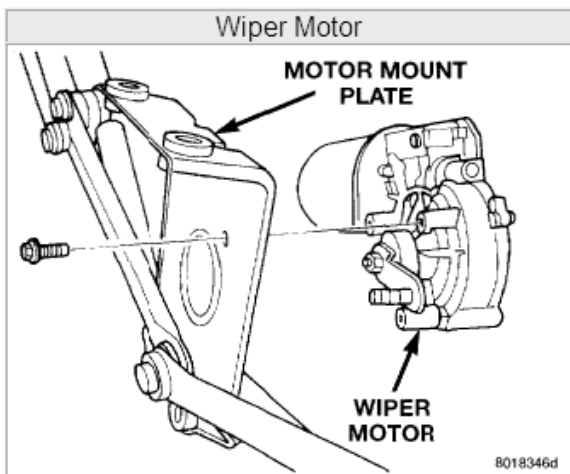
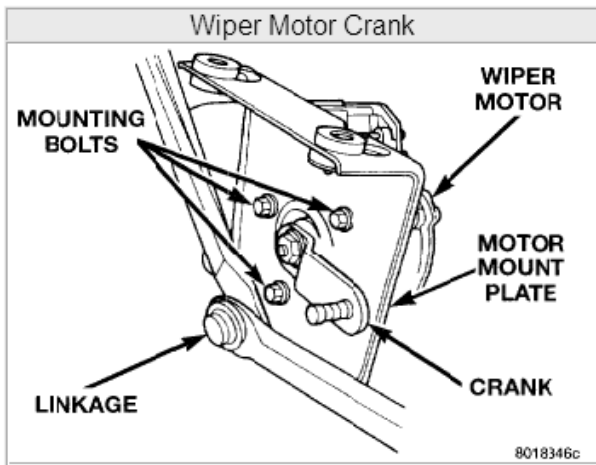


REMOVAL

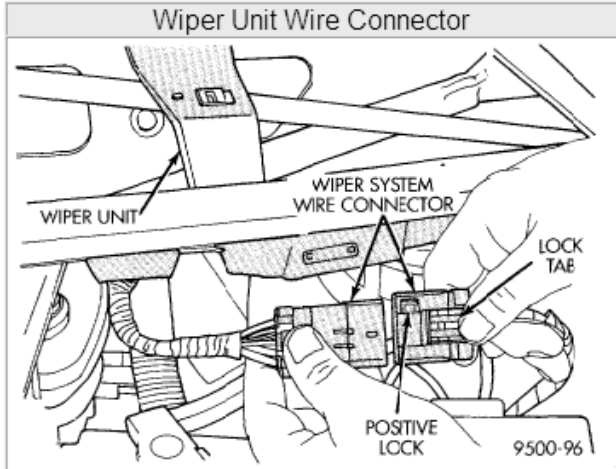
1. Remove wiper unit from vehicle.
2. Remove wiper linkage and motor mount plate from wiper unit.
3. Disconnect wire connectors from back of wiper motor.
4. Remove wiper linkage from motor crank. Do NOT remove crank from motor.



5. Remove bolts holding wiper motor to mount plate and remove motor.

INSTALLATION

1. Place wiper unit on a suitable work surface.
2. Place wiper motor in position on mount plate.
3. Install bolts to hold wiper motor to mount plate.
4. Install wiper linkage and motor mount plate into wiper unit.
5. Connect wire connectors to wiper motor.



6. Place the wiper unit into engine compartment and connect wiper unit wire connector to engine wire harness.
7. Operate wiper motor and verify that the wiper motor parks when wiper switch is turned OFF.