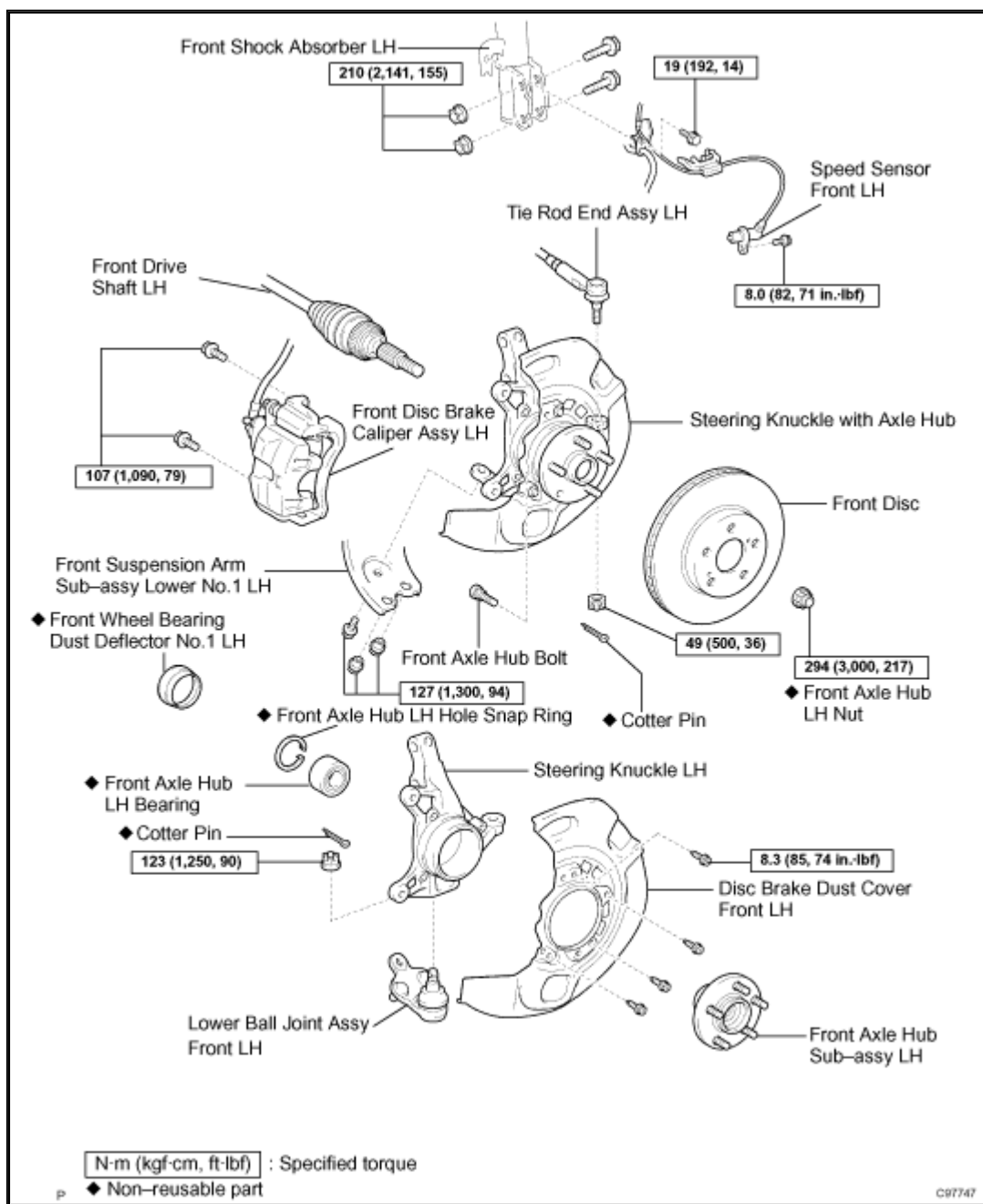


2004 Toyota Truck Sienna FWD V6-3.3L (3MZ-FE)

Vehicle Level → [Steering and Suspension](#) → [Wheels and Tires](#) → [Wheel Fastener](#) → [Service and Repair](#)  
 → [Front Axle Hub Bolt Replacement](#) ←

Front Axle Hub Bolt Replacement

[Notes](#)

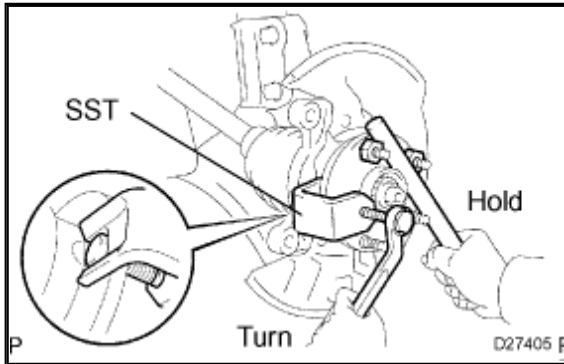


Zoom

Sized for Print

## FRONT AXLE LH HUB BOLT REPLACEMENT

1. REMOVE FRONT WHEEL
2. SEPARATE FRONT DISC BRAKE CALIPER ASSY LH
3. REMOVE FRONT DISC

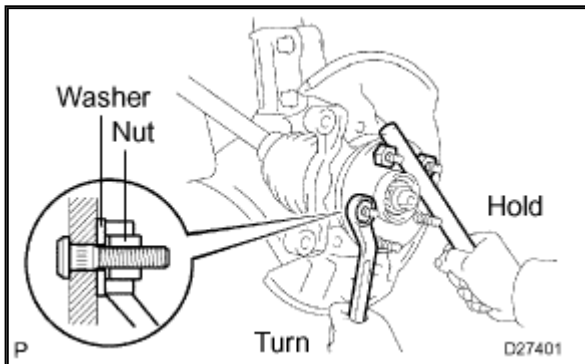


Zoom

Sized for Print

### 4. REMOVE FRONT AXLE LH HUB BOLT

- a. Using SST and a screwdriver or an equivalent to hold the front axle hub, remove the front axle LH hub bolt. SST 09628-1001



Zoom

Sized for Print

### 5. INSTALL FRONT AXLE LH HUB BOLT

- a. Install a washer and nut to a new front axle LH hub bolt as shown in the illustration.
- b. Using a screwdriver to hold the front axle hub, install the hub bolt by torquing the nut.

6. INSTALL FRONT DISC
7. INSTALL FRONT DISC BRAKE CALIPER ASSY LH
8. INSTALL FRONT WHEEL Torque: **103 Nm (1,050 kgf-cm, 76 ft. lbs.)**

© 2010 ALLDATA LLC. All rights reserved.

[Terms of Use](#)