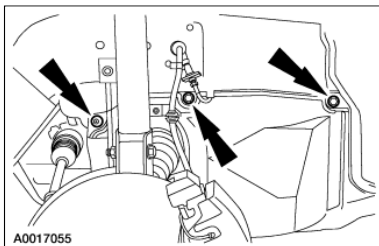
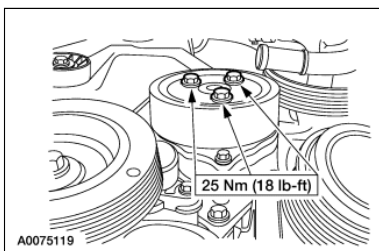


**Water Pump — 2.0L Zetec****Removal and Installation**

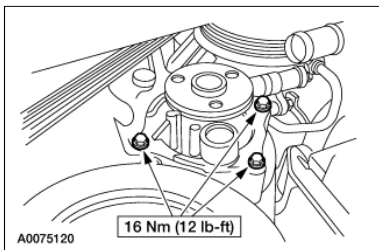
1. Drain the engine cooling system. For additional information, refer to [Cooling System Draining, Filling and Bleeding](#) in this section.
2. Remove the right front tire assembly. For additional information, refer to [Section 204-04](#).
3. Remove the splash shield.



4. Remove the accessory drive belt. For additional information, refer to [Section 303-05](#).
5. Remove the coolant pump pulley.



6. Remove the four bolts and the coolant pump.



7. **NOTE:** Clean and inspect the sealing surfaces.  
To install, reverse the removal procedure.