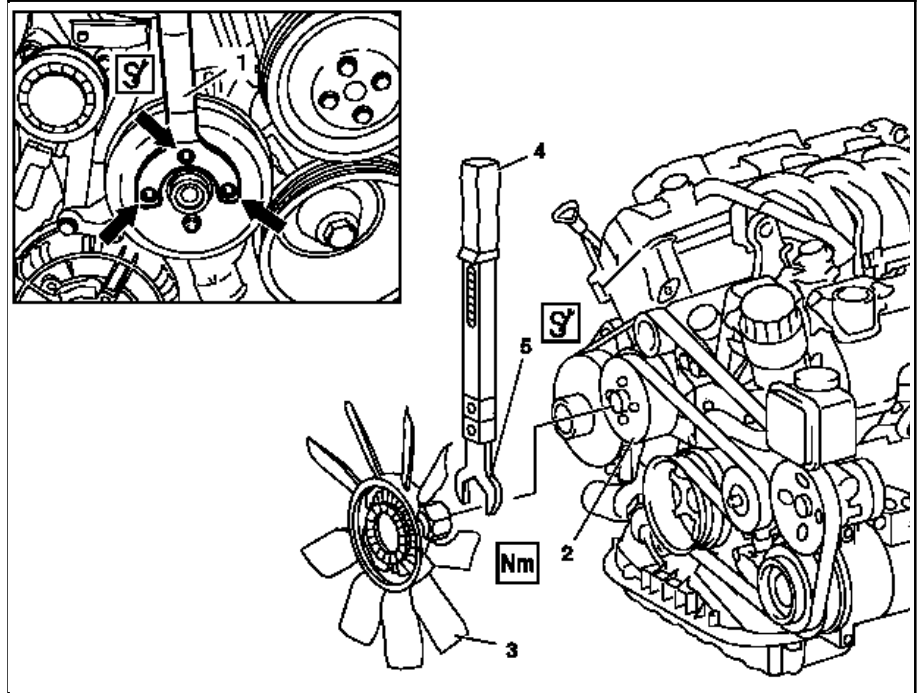


ENGINE 112 in MODEL 210, 202, 163.154 /157, 129  
 ENGINE 113 in MODELS 210, 208, 202, 163.172, 129  
 ENGINE 112.945 in MODELS 463.209 /232 /233 /244 /245 /250  
 ENGINE 113.962 in MODEL 463.206 /240 /241 /247 /248 /249 /254  
 ENGINE 113.982 in MODELS 463.243 /246

Shown on Engine 112

- 1 Counterholder
- 2 Belt pulley
- 3 Viscous fan
- 4 Torque wrench
- 5 Open-end wrench bit



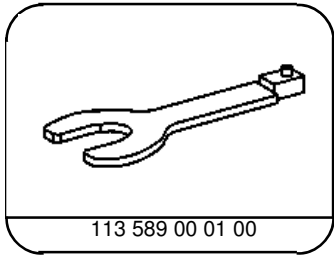
P20.40-0237-06

		<b>Remove/Install</b>		
1	☒ ☒	Fit counterholder (1) on bolts of belt pulley (2), counterhold	i Belt pulley of coolant pump ☒	*113589004000
2		Unscrew union nut at viscous fan (3)	i Right-hand thread. i <b>Installation:</b> Use torque wrench with open-end wrench bit. Nm ☒	*BA20.40-P-1002-01B *113589000100
3		Unbolt fan at viscous clutch	i <b>Installation:</b> The installation position of the fan is preset through cast-on ribs at fan ring. Nm	*BA20.40-P-1001-01B
4		Install in the reverse order		

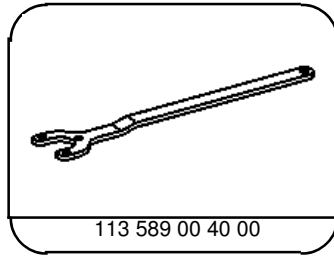
**Nm** Fan, fan clutch

Number	Designation		Engine 112.910/911/ 912/913/914/  915/916/917/ 920/921/922/ 923/940/941/ 942/943/944/ 945/946/947/ 949/951/953/ 954/955/960/ 961/970/972/ 973/975/976	Engine 113
BA20.40-P-1001-01B	Fan to viscous clutch	Nm	10	10

BA20.40-P-1002-01B	Viscous clutch to bearing body	Nm	45	45
--------------------	--------------------------------	----	----	----



Open-end wrench bit



Counterholder