

Instrument Cluster,

from July 2008,

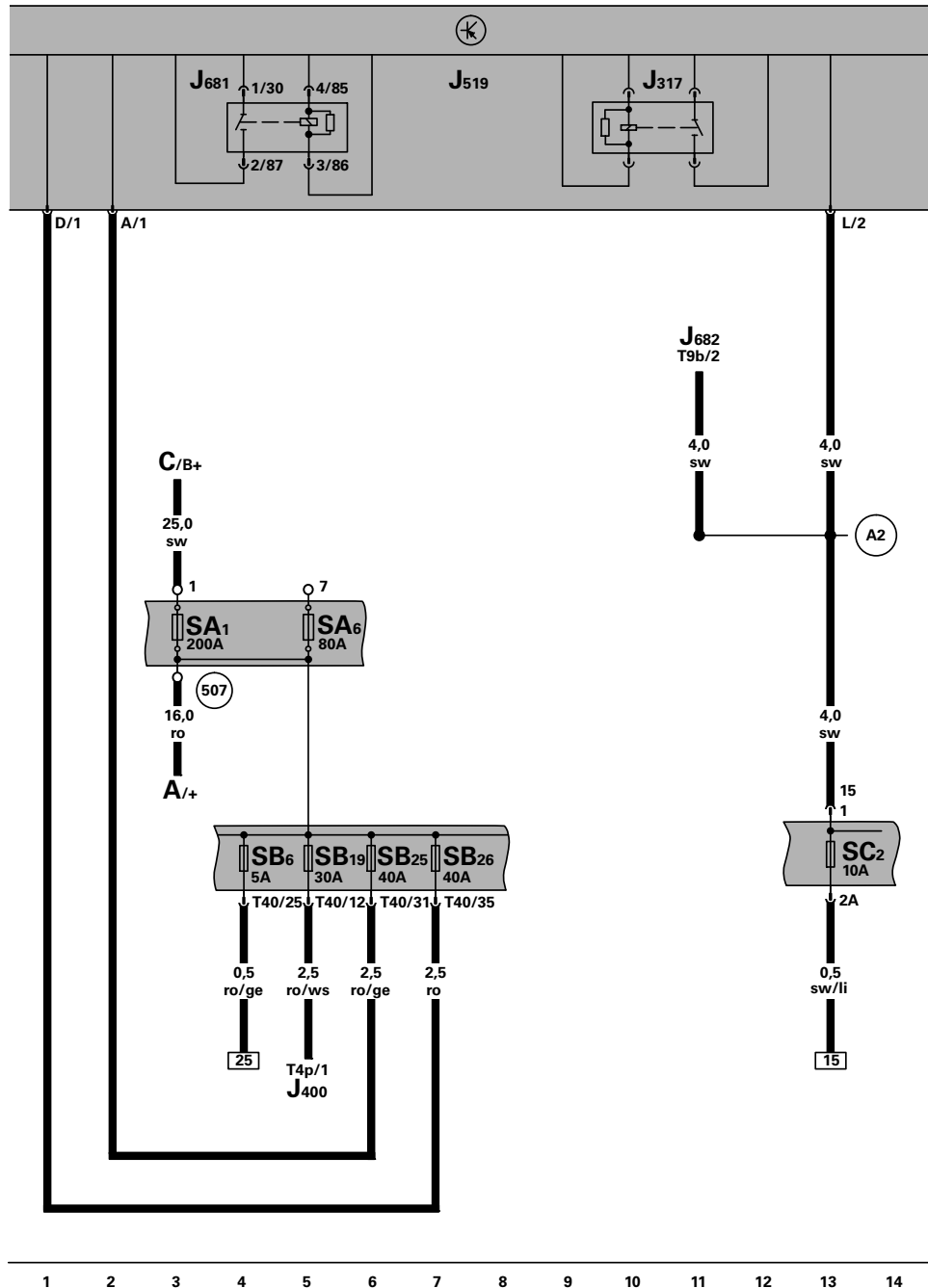
Notes:

Information for

- ◆ *Relay and Fuse arrangements*
 - ◆ *Connector arrangements*
 - ◆ *Control Modules and Relays*
 - ◆ *Ground Connections*
- ⇒ *Component Locations*

Information for

- ◆ *Troubleshooting Procedures*
- ⇒ *Guided Fault Finding using VAS 5051/5052*



Power Supply Relay (terminal 30, B+), Vehicle Electrical System Control Module, Power Supply Relay 2 (terminal 15)

- A - Battery
 - C - Generator (GEN)
 - J317 - Power Supply Relay (terminal 30, B+)
 - J400 - Wiper Motor Control Module
 - J519 - Vehicle Electrical System Control Module
 - J681 - Power Supply Relay 2 (terminal 15)
 - J682 - Power Supply Relay (terminal 50)
 - SA1 - Fuse 1 (on fuse panel A)
 - SA6 - Fuse 6 (on fuse panel A)
 - SB6 - Fuse 6 (on fuse panel B)
 - SB19 - Fuse 19 (on fuse panel B)
 - SB25 - Fuse 25 (on fuse panel B)
 - SB26 - Fuse 26 (on fuse panel B)
 - SC2 - Fuse 2 (on fuse panel)
 - T4p - 4-Pin Connector, on J400
 - T9b - 9-Pin Connector
 - T40 - 40-Pin Connector
- (A2) - Plus Connection (15) (in instrument panel wiring harness)
- (507) - Threaded Connection - terminal 30 (on battery fuse holder)

ws = white
 sw = black
 ro = red
 br = brown
 gn = green
 bl = blue
 gr = grey
 li = violet
 ge = yellow
 or = orange

1 2 3 4 5 6 7 8 9 10 11 12 13 14

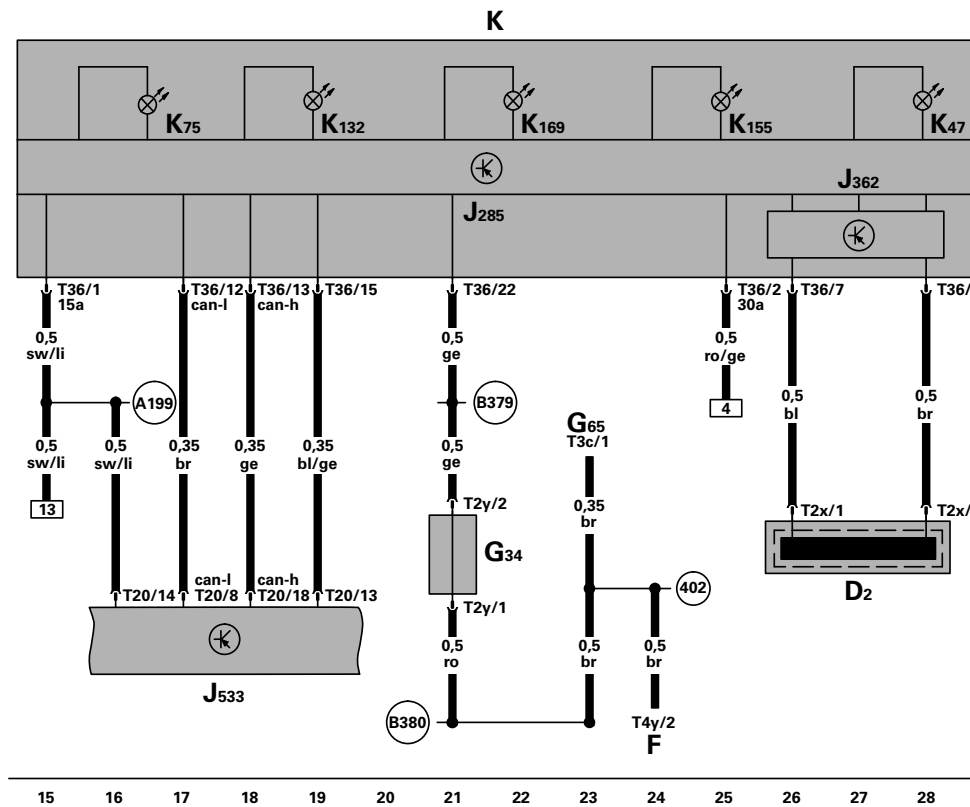
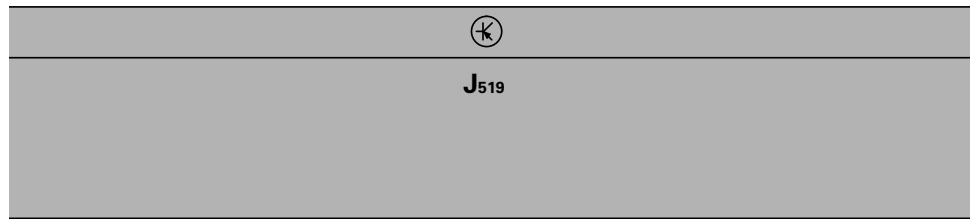
1K2-N148020708

Anti-Theft Immobilizer Reading Coil, Left Front Brake Pad Wear Sensor, Instrument Cluster Control Module, Vehicle Electrical System Control Module, Data Bus On Board Diagnostic Interface, Instrument Cluster

- D2 - Anti-Theft Immobilizer Reading Coil
- F - Brake Light Switch
- G34 - Left Front Brake Pad Wear Sensor
- G65 - High Pressure Sensor
- J285 - Instrument Cluster Control Module
- J362 - Anti-Theft Immobilizer Control Module
- J519 - Vehicle Electrical System Control Module
- J533 - Data Bus On Board Diagnostic Interface
- K - Instrument Cluster
- K47 - ABS Warning Lamp
- K75 - Airbag Malfunction Indicator Lamp (MIL)
- K132 - Electronic Power Control (EPC) Warning Lamp
- K155 - ASR/ESP Control Lamp
- K169 - Shift Lock Indicator lamp
- T2x - Double Connector, on D2
- T2y - Double Connector, on G34
- T3c - 3-Pin Connector, on G65
- T4y - 4-Pin Connector, on F
- T20 - 20-Pin Connector, on J533
- T36 - 36-Pin Connector, on J285

- (402) - Interior Light Ground Connection (in interior wiring harness)
- (A199) - Plus Connection 4 (15a) (in instrument panel wiring harness)
- (B379) - Brake Wear Indicator Connection 1 (in main wiring harness)
- (B380) - Brake Wear Indicator Connection 2 (in main wiring harness)

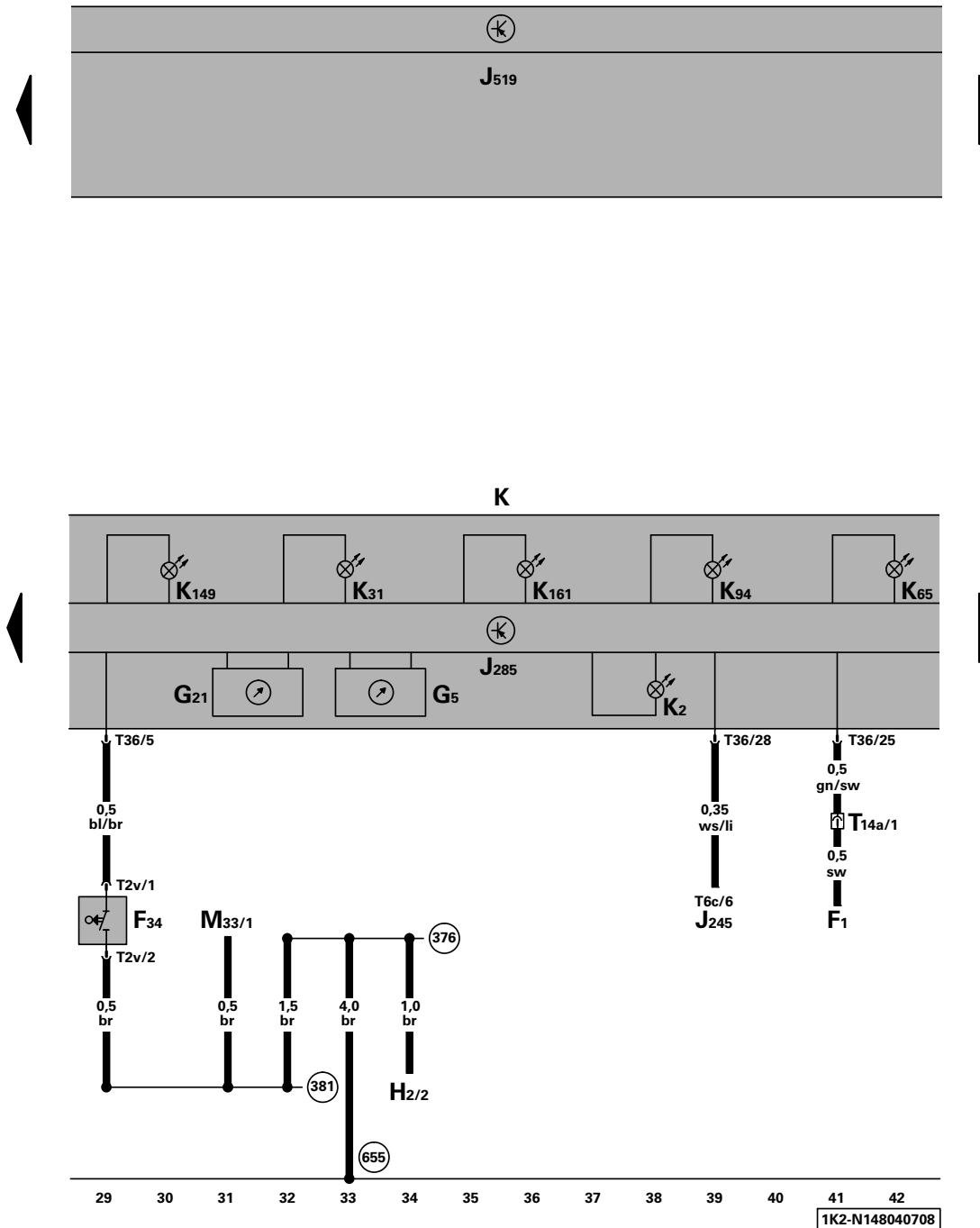
ws = white
 sw = black
 ro = red
 br = brown
 gn = green
 bl = blue
 gr = grey
 li = violet
 ge = yellow
 or = orange



1K2-N148030708

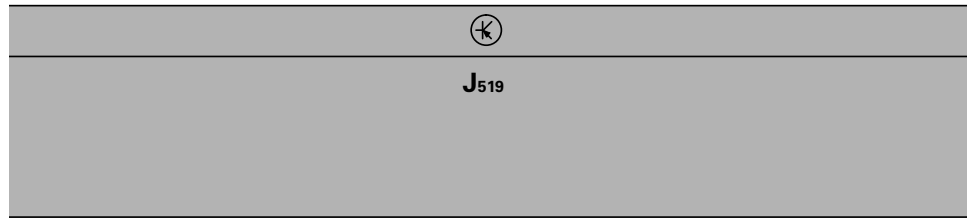
Oil Pressure Switch, Brake Fluid Level Warning Switch, Tachometer, Speedometer, Instrument Cluster Control Module, Vehicle Electrical System Control Module, Instrument Cluster

- F1 - Oil Pressure Switch
 - F34 - Brake Fluid Level Warning Switch
 - G5 - Tachometer
 - G21 - Speedometer
 - H2 - High Tone Horn
 - J245 - Power Sunroof Control Module
 - J285 - Instrument Cluster Control Module
 - J519 - Vehicle Electrical System Control Module
 - K - Instrument Cluster
 - K2 - Generator (GEN) Warning Lamp
 - K31 - Cruise Control Indicator Lamp
 - K65 - Left Turn Signal Indicator Lamp
 - K94 - Right Turn Signal Indicator Lamp
 - K149 - Engine Electronics Indicator Lamp
 - K161 - Electro-mechanical Power Steering Indicator Lamp
 - M33 - Left Front Side Marker Lamp
 - T2v - Double Connector, on F34
 - T6c - 6-Pin Connector, on J245
 - T14a - 14-Pin Connector
 - T36 - 36-Pin Connector, on J285
- (376) - Ground Connection 11 (in main wiring harness)
 - (381) - Ground Connection 16 (in main wiring harness)
 - (655) - Ground Connection (on left headlamp)



ws = white
 sw = black
 ro = red
 br = brown
 gn = green
 bl = blue
 gr = grey
 li = violet
 ge = yellow
 or = orange

1K2-N148040708



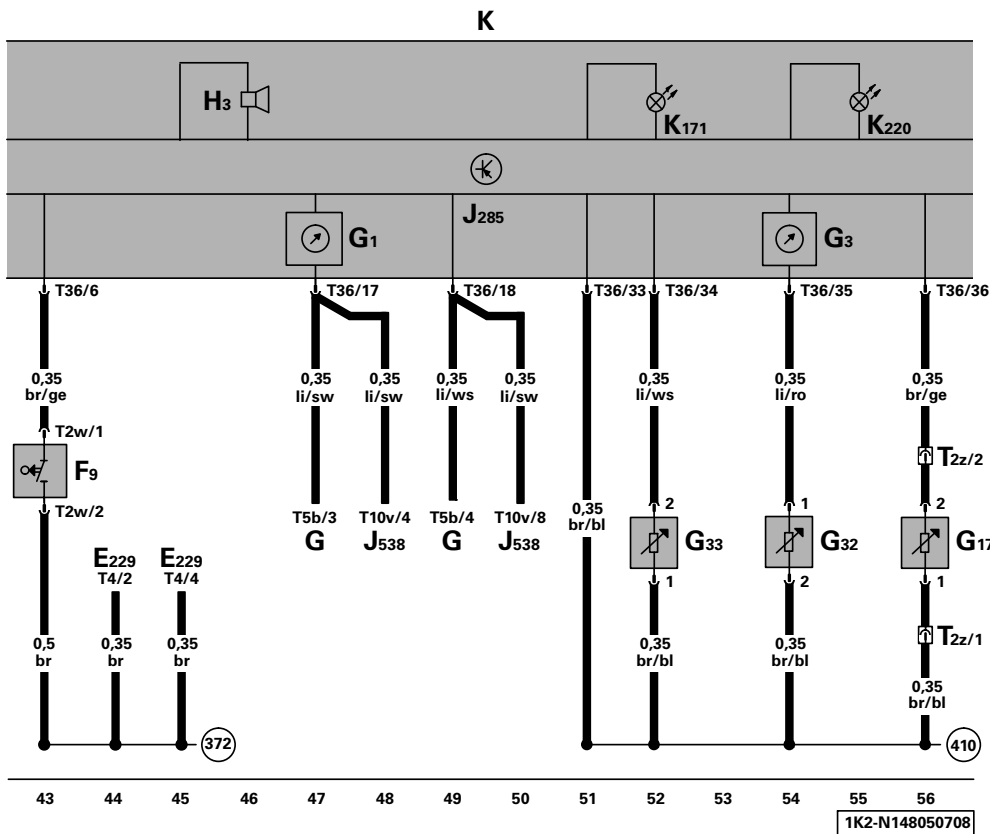
Parking Brake Warning Light Switch, Fuel Level Sensor, Outside Air Temperature Sensor, Engine Coolant Level (ECL) Sensor, Windshield Washer Fluid Level Sensor, Instrument Cluster Control Module, Instrument Cluster, Front Hood Open Warning Lamp, Tire Pressure Monitoring Display Indicator Lamp

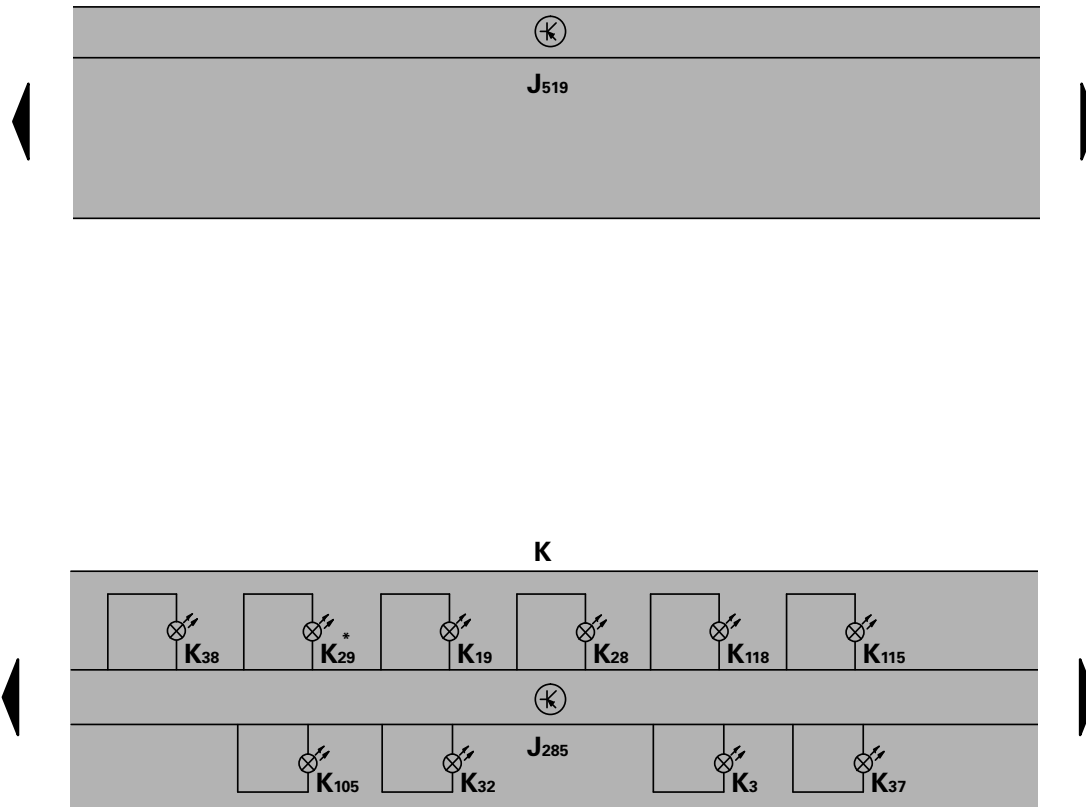
- E229 - Emergency Flasher Button
- F9 - Parking Brake Warning Light Switch
- G - Fuel Level Sensor
- G1 - Fuel Gauge
- G3 - Engine Coolant Temperature (ECT) Gauge
- G17 - Outside Air Temperature Sensor
- G32 - Engine Coolant Level (ECL) Sensor
- G33 - Windshield Washer Fluid Level Sensor
- H3 - Warning Buzzer and Tone
- J285 - Instrument Cluster Control Module
- J519 - Vehicle Electrical System Control Module
- J538 - Fuel Pump (FP) Control Module
- K - Instrument Cluster
- K171 - Front Hood Open Warning Lamp
- K220 - Tire Pressure Monitoring Display Indicator Lamp

- T2w - Double Connector, on F9
- T2z - Double Connector, on G17
- T4 - 4-Pin Connector, on E229
- T5b - 5-Pin Connector, on G
- T10v - 10-Pin Connector
- T36 - 36-Pin Connector, on J285

- (372) - Ground Connection 7 (in main wiring harness)
- (410) - Sensor Ground Connection 1 (in main wiring harness)

ws = white
 sw = black
 ro = red
 br = brown
 gn = green
 bl = blue
 gr = grey
 li = violet
 ge = yellow
 or = orange





Instrument Cluster Control Module, Vehicle Electrical System Control Module, Instrument Cluster

- J285 - Instrument Cluster Control Module
- J519 - Vehicle Electrical System Control Module
- K - Instrument Cluster
- K3 - Oil Pressure Warning Lamp
- K19 - Seat Belt Warning Lamp
- K28 - Engine Coolant Level/Temperature (ECL/ECT) Warning Lamp
- K29 - Glow Plug Indicator Lamp *
- K32 - Brake Pad Wear Indicator Lamp
- K37 - Low Windshield Washer Fluid Level Indicator Lamp
- K38 - Oil Level Indicator Lamp
- K105 - Low Fuel Level Warning Lamp
- K115 - Anti-Theft Engine Disable Indicator Light
- K118 - Brake System Warning Lamp

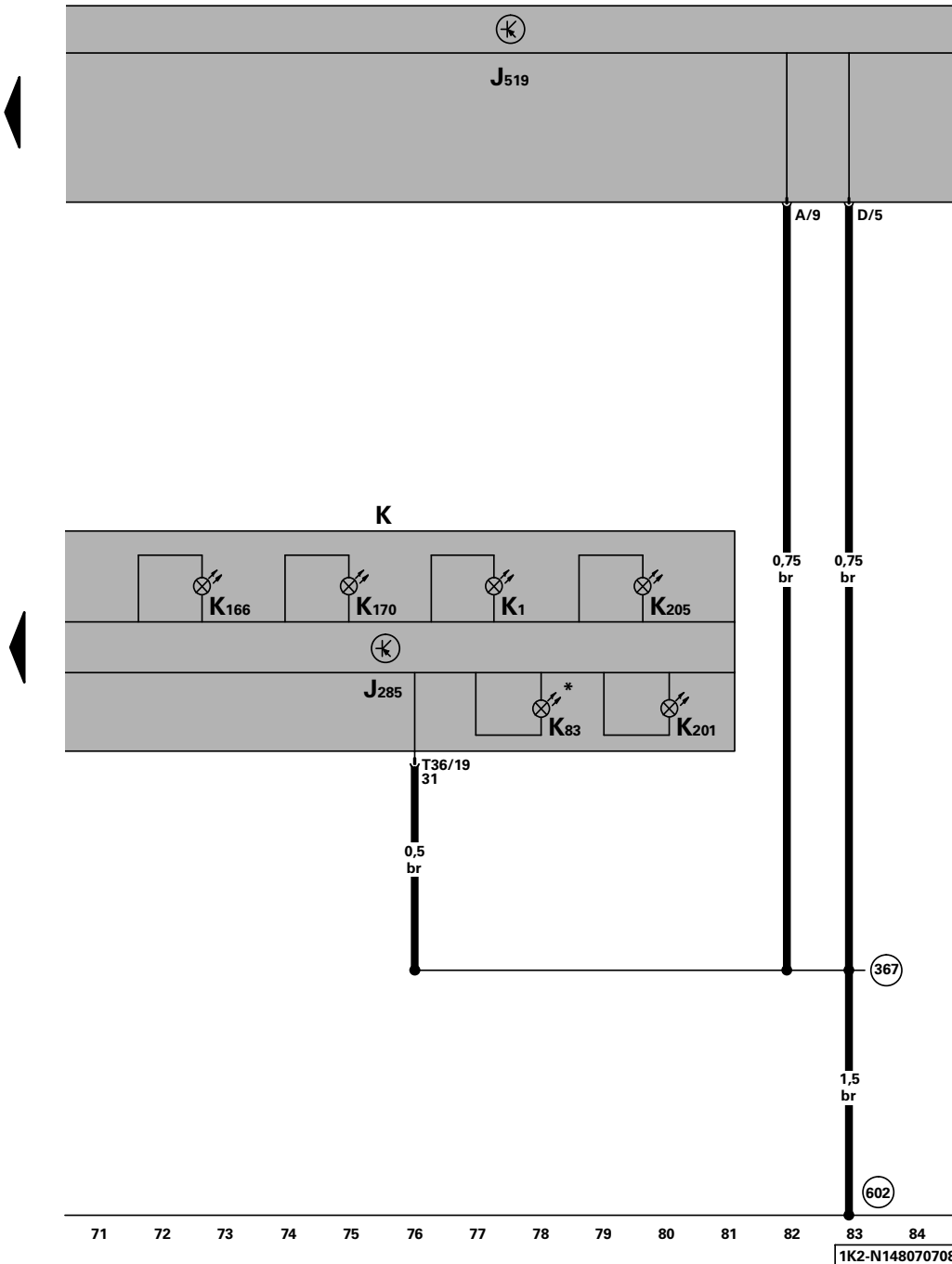
* - Vehicles with Diesel engines only

ws = white
 sw = black
 ro = red
 br = brown
 gn = green
 bl = blue
 gr = grey
 li = violet
 ge = yellow
 or = orange

57 58 59 60 61 62 63 64 65 66 67 68 69 70

1K2-N148060708

Instrument Cluster Control Module, Vehicle Electrical System Control Module, Instrument Cluster, High Beam Indicator Lamp, Malfunction Indicator Lamp (MIL), Door Ajar Indicator Lamp, Lamp Failure Indicator Lamp, Fuel Filler Lid Lock Warning Lamp, Daytime Running Lamp (DRL) Indicator Lamp



- J285 - Instrument Cluster Control Module
- J519 - Vehicle Electrical System Control Module
- K - Instrument Cluster
- K1 - High Beam Indicator Lamp
- K83 - Malfunction Indicator Lamp (MIL)
- K166 - Door Ajar Indicator Lamp
- K170 - Lamp Failure Indicator Lamp
- K201 - Fuel Filler Lid Lock Warning Lamp
- K205 - Daytime Running Lamp (DRL) Indicator Lamp
- T36 - 36-Pin Connector, on J285

- (367) - Ground Connection 2 (in main wiring harness)
- (602) - Ground Connection (in left front footwell)

* - Vehicles with Diesel engines, only

ws = white
 sw = black
 ro = red
 br = brown
 gn = green
 bl = blue
 gr = grey
 li = violet
 ge = yellow
 or = orange

1K2-N1480708