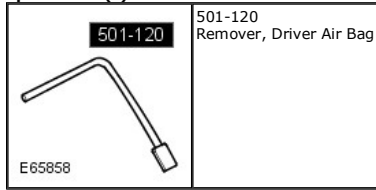


**Special Tool(s)**



**Removal**

**⚠ WARNING:** Refer to: Supplemental Restraint System (SRS) Health and Safety Precautions (100-00, Description and Operation).

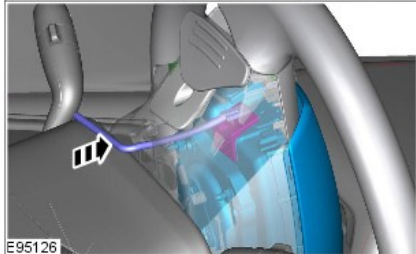
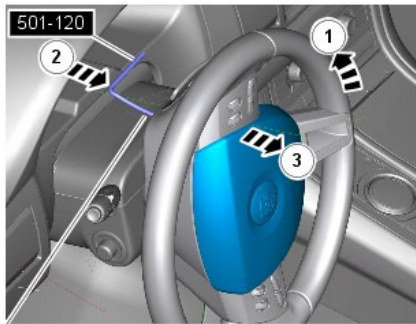
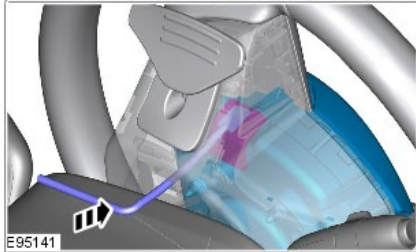
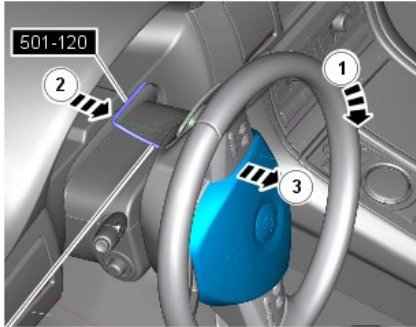
NOTE: Removal steps in this procedure may contain installation details.

1. Refer to: Battery Disconnect and Connect (414-01, General Procedures).

2. NOTE: Gentle pressure applied to the air bag towards the instrument panel aids release.

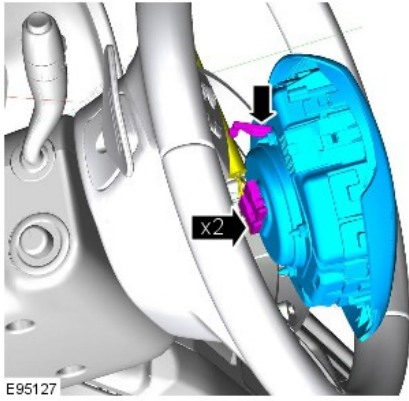
NOTE: Driver air bag module installation can be confirmed by hearing 2 audible clicks, 1 for each dip.

Special Tool(s): [501-120](#)



3.

4.



**Installation**

1. To install, reverse the removal procedure.