


Combination Switch: Service and Repair

REMOVAL AND INSTALLATION

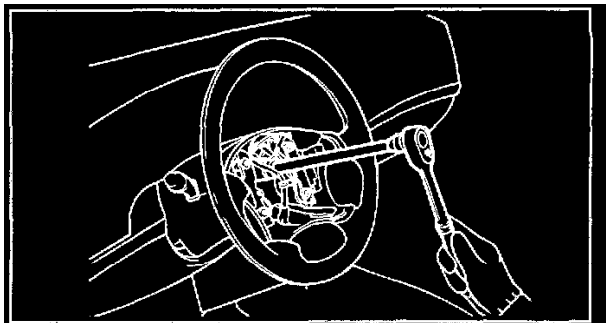
Prior to removing the multifunction switch assembly in vehicles equipped with air bags, be careful of the following items

CAUTION

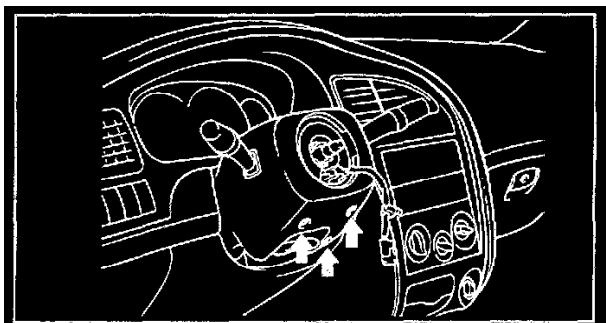
- Never attempt to disassemble or repair the air bag module or clock spring. If faulty, replace it.
- Do not drop the air bag module or clock spring or allow contact with water, grease or oil. Replace if a dent, crack, deformation or rust is detected.
- The air bag module should be stored on a flat surface and placed so that the pad surface is facing upward. Do not place anything on top of it.
- Do not expose the air bag module to temperatures over **93 °C (200 °F)**.
- After deployment of an air bag, replace the clock spring with a new one.
- Wear gloves and safety glasses when handling an air bag that has been deployed.
- An undeployed air bag module should only be disposed of in accordance with the procedures mentioned in the restraints System.
- When you disconnect the air bag module-clock spring connector, take care not to apply excessive force.
- The removed air bag module should be stored in a clean, dry place.
- Prior to installing the clock spring, align the mating mark and "NEUTRAL" position indicator of the clock spring, and after turning the front wheels to the straight-ahead position, install the clock spring to the column switch. If the mating mark of the clock spring is not properly aligned, the steering wheel may not completely rotate during a turn, or the flat cable within the clock spring may be broken, obstructing normal operation of the SRS and possibly leading to serious injury to the vehicle's driver. To inspect the clock spring, refer to the Restraints System.



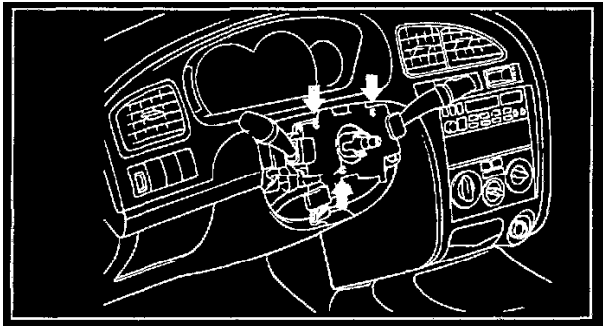
1. Remove the air bag module.



2. Remove the steering wheel.



3. Remove the upper shroud and lower shroud from the steering column.



4. Remove the screws holding the multifunction switch and disconnect the connectors. Remove the multi function switch assembly.
5. Installation is the reverse of removal.