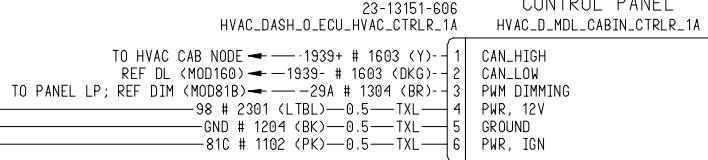
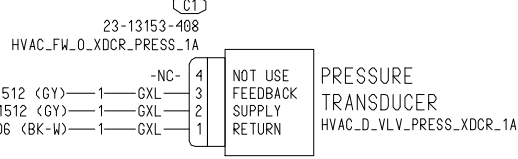
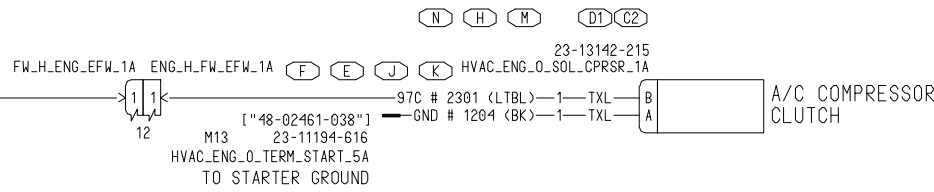
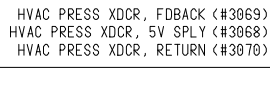
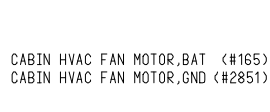
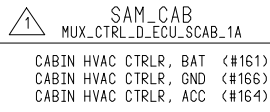


| RELEASE NUMBER | REV | ZONE | REVISION DESCRIPTION | BY | DATE | APPD |
|----------------|-----|------|--|--------|----------|------|
| P24633-C2 | B | ALL | INITIAL PRODUCTION RELEASE | MND | 10/15/06 | GAP |
| P24633-NB | C | 4B | 1. CKT 490 WIRE COLOR: WAS BK, IS BK-W | | | |
| | C | 4C | 2. ADD ENGINE HARNESS PROPERTIES | | 07/10/07 | GAP |
| P32494-43 | - | - | - | | | |
| | D | 4C | 1. ADD ENGINE HARNESS PROPERTY | MND/LD | 08/09/07 | TWY |
| | D | - | 2. ADD SHEET 2 | | | |
| P24703-50 | E | 4/5C | ADDED A86-67527-000 HARNESS PROPERTY | TSM | 08/20/07 | SDL |
| P34785-16 | F | 5C | ADDED HARN A86-71017-000 | RWE | 05/06/08 | SDL |
| P36682-04 | G | 4/5C | ADDED HARNESS: A86-73886-000 | GLH | 12/18/08 | PCB |
| | G | 4/5C | A86-73887-000/A86-73889-000 | | | |
| AM633-01 | H | 4C | ADDED HARN PROP A86-74996-000 | GSB | 03/02/09 | TJU |
| P40426-15 | J | 4C | ADDED HARN PROP A86-83005-000 | HAE | 02/25/11 | COB |
| P42408-28 | K | 4C | ADDED HARN PROP A86-85689-000 | SSP | 11/14/11 | SDL |
| P43356-05 | L | 4C | ADDED HARN PROP A86-85946-000 | JBS | 04/06/12 | SDL |
| | L | 4C | ADDED HARN PROP A86-95374-000 | | | |
| P4162-16 | N | 4C | ADDED HARN PROP A86-88948-000 | STY | 08/22/12 | EAB |

CABIN HVAC CONTROL PANEL



CONTINUED ON SHEET 2



WIRE SIZE SHOWN IN mm²

| METRIC mm ² | AWG/GA |
|------------------------|--------|
| 0.5 | 20 |
| 0.8 | 18 |
| 1 | 16 |
| 2 | 14 |
| 3 | 12 |
| 5 | 10 |
| 8 | 8 |
| 13 | 6 |
| 19 | 4 |
| 32 | 2 |
| 40 | 1 |
| 50 | 0 |
| 62 | 2/0 |

HEATING, VENTILATION & AIR CONDITIONING, CAB (HVAC)

- 1 REFER TO MODULE 32A (SAM_CAB) AND MODULE 32K (SAM_CHAS) FOR FUSE & RELAY LOCATION AND CIRCUIT PROTECTION INFORMATION
- 2 HARNESS ASSEMBLY IS SCOPE OF SYSTEM SUPPLIER

DO NOT SCALE COPIES OF THIS DRAWING

| | | | |
|--|---|--|--|
| ITEM NUMBER: G06-53571-000 | DESCRIPTION: WRG-HVAC,CABIN, P3 | <p>DAIMLER Daimler Trucks North America</p> <p>THE INFORMATION CONTAINED HEREIN IS CONFIDENTIAL AND PROPRIETARY TO DAIMLER TRUCKS NORTH AMERICA LLC (DTNA) AND SHALL NOT BE COPIED, REPRODUCED, DISCLOSED, PUBLISHED OR USED FOR ANY PURPOSE, WITHOUT THE EXPRESS WRITTEN PERMISSION OF DTNA.</p> | |
| | <p>MATERIAL APPROVAL: N/A DATE: N/A</p> <p>DRAWN BY: M.DOAN DATE: 10/15/06</p> <p>CHECKED BY: M.DOAN DATE: 10/15/06</p> <p>RESPONSIBLE ENGINEER: M.DOAN/S.PERDON DATE: 10/15/06</p> <p>APPROVED BY: G.PITTMAN DATE: 10/15/06</p> <p>DESCRIPTION: WRG-HVAC,CABIN, P3</p> | <p>UNLESS OTHERWISE NOTED, DIMENSIONS AND TOLERANCES ARE DEFINED ACCORDING TO ASME STANDARD Y14.5M-1994, WITH EXCEPTIONS PER DTNA DSENG-W1937.</p> <p>THIRD PARTY PROJECTION</p> <p>RESPONSIBLE MFG. ENGR: N/A</p> | <p>UNITS OF MEASURE: MM</p> <p>DATE: N/A</p> |
| <p>SUPPLEMENTARY DESCRIPTION: 70884 P3</p> <p>ITER/DRAWING NUMBER: G06-53571</p> | | <p>REVISION LETTER: N</p> <p>SHEET NUMBER: 1 OF 2</p> | |

sheet 1
schematic
FILE PATH = S:\TU\FILE\dev\Products\PS\Air\mg_Diagrams\HVAC\G06-53571_N.P3_HVAC.CABIN
DMS FILE LOC = PDX MENTOR
LAST FILE = Wed Aug 22 12:13:23 2012
PLOT DATE = Mon, Nov 21, 2011, 3:23:16 pm.

D-SIZE