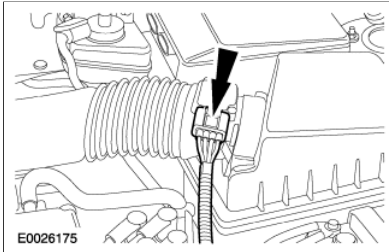
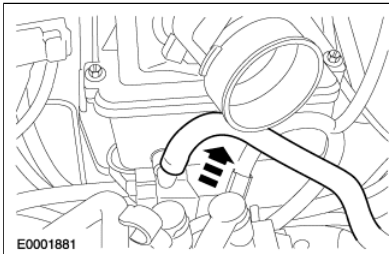


**Starter Motor—2.0L Zetec**  [Printable View \(255 KB\)](#)**Removal**

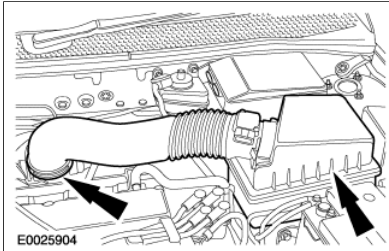
1. Disconnect the battery ground cable. For additional information, refer to [Section 414-01](#).
2. Disconnect the mass air flow (MAF) sensor electrical connector.



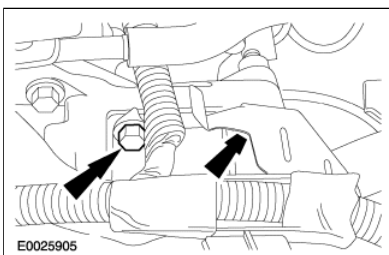
3. Disconnect the breather pipe (air cleaner outlet tube removed for clarity).



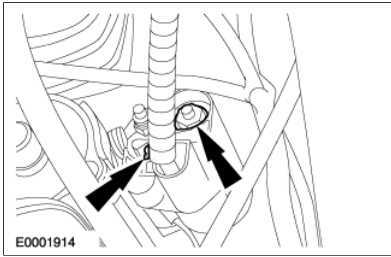
4. Disconnect the air cleaner outlet tube from the throttle body and remove the air cleaner.



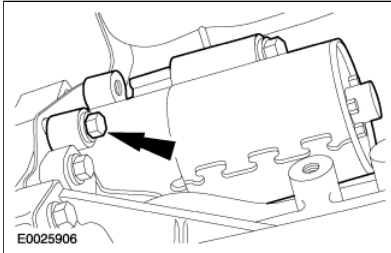
5. Remove the starter motor upper bolts.



6. Raise and support the vehicle. For additional information, refer to [Section 100-02](#).
7. Disconnect the starter motor electrical connector.



8. Remove the starter motor.



**Installation**

1. To install, reverse the removal procedure.

